



**SCIENTIFIC COUNCIL MEETING – SEPTEMBER 2002**

Gauntlet Fisheries for Elasmobranchs – the Secret of Sustainable Shark Fisheries  
(Elasmobranch Fisheries – Oral)

by

Jeremy D. Prince

Biospherics P/L, PO Box 168 South Fremantle WA 6162 Australia  
Tel: +61-8-9336 3793 – Fax: +61-8-9335 2740 – E-mail: [biospherics@ozemail.com.au](mailto:biospherics@ozemail.com.au)

**Abstract**

It has long been recognized that the longevity and low fecundity of sharks makes them particularly vulnerable to over-exploitation. Previous studies have emphasized the range of natural productivities observed across elasmobranch species and have used this to explain the sustainability of some elasmobranch fisheries and the depletion of others. This paper discusses the assessment of the two principle species fished by the Southern Shark Fishery of Australia, school shark (*Galeorhinus galeus*) and gummy shark (*Mustelus antarcticus*). It presents modeling results which illustrate that other patterns of behaviour and interactions with fisheries may be equally or more important in determining the relative robustness of different species under exploitation. Counter-intuitively concentrating a fishery on a few year-classes of pups, juveniles or sub-adults proves to be a robust management strategy for elasmobranch fisheries as long as the means exist for protecting adults from fishing mortality. Furthermore this management strategy proves to be most effective with the least productive species with the greatest longevity. The obverse of this finding is to highlight the damaging impact on elasmobranch fisheries of human activities such as by-catch, finning, sport fishing and beach protection that cause even low levels of adult mortality.

Keywords: Sustainable, Gauntlet, Elasmobranch, *Galeorhinus galeus*, *Mustelus antarcticus*, Southern Shark Fishery, Australia

**Introduction**

It has long been recognized that the longevity and low fecundity of sharks makes them particularly vulnerable to over-exploitation. This led Holden (1974) to pose the question of whether any elasmobranch fishery could be sustainable? The answer Holden supplied to his own rhetorical question was a provisional ‘yes’ provided there was “caution because so much depends on the biology of the species exploited”. Stevens *et al.* (1997) and Walker (1998) elaborated on this question and answer by detailing the range of natural productivity (fecundity, longevity and growth rates) observed amongst exploited elasmobranch species and highlighting the need to sustainably match exploitation levels to the productivity of each species.

This paper discusses the assessment of the two principle species fished by the Southern Shark Fishery (SSF) of Australia, school shark (*Galeorhinus galeus*) and gummy shark (*Mustelus antarcticus*). It presents modeling results which show that other patterns of behaviour and interactions with fisheries may be equally or more important in determining the relative robustness of different species under exploitation.

### *School Shark*

School shark are a widely distributed Charcharhinidae. They are an active coastal-pelagic shark found in temperate and insular waters north and south of the equator. They feed on shoaling prey along the continental shelf and slope in 0-500 m (Olsen, 1954). Olsen (1954) documented 500-2,500 km movements in southern Australia but in Australia it was generally assumed to mainly be demersal (Blaber and Bulman, 1987). However recent archival tagging studies suggest a semi-pelagic, vertically migrating species that may spend some time in an oceanic environment (Stevens *et al.*, 1997).

As first described by Olsen (1954) and highlighted by Stevens *et al.* (1997) and Walker (1998) the school shark has a low level of natural productivity (0.1). In south east Australia their longevity has been demonstrated by the recapture of tagged individuals after 36 and 42 years at liberty (Olsen, 1990). First maturity is observed around 4-5 years of age but full fecundity of around 28 pups per cycle is not attained until 16 years old and litters are apparently produced on average every third year.

School shark also aggregate throughout their life cycle to breed and feed, and can be profitably fished during all stages of their life by knowledgeable fishers, even at low population levels. Olsen (1959) described the fishing targeted at each stage of their life cycle. Pupping females and pups were fished over summer in certain sheltered marine embayments and estuaries that constituted the pupping and nursery grounds. Sub-adults were fished along the continental shelf while aggregated to feed on shoaling prey species. The adults were also targeted in feeding aggregations at the shelf break, and also during winter while participating in mating aggregations that form along the slope.

Olsen (1959) concluded that, “the school shark fishery, which is operating on a single stock of sharks with a slow growth rate, a late sexual maturity, and a low fecundity, shows trends which are suggestive of depletion. The decline is believed to be due not only to a too intensive offshore fishery but also to the resultant reduced recruitment and depressed reproductive potential caused by the earlier destruction of juveniles and pregnant females.”

In the light of these life history characteristics it surprises no-one that the fishery has declined where ever it is fished with any intensity. Together with the Californian Soupfin Shark and North Atlantic Porbeagle fishery the collapse of the Australian schools shark fishery have been laid down as the classic proof of the vulnerability of shark stocks (Olsen, 1959).

The puzzling aspect of the Australian school shark fishery has actually been the surprising durability of the fishery. Following Olsen’s diagnosis the fishery contracted during the 1950s and 1960s. But successive re-expansion of the fishery and peaks in landings were occurred in the late-1960s and 1980s (Fig. 1 and 2a). It appears (Punt *et al.*, 2000) that the spatial complexity referred to by Walker (1998) has sustained production from this fishery. The fishery for this wide-ranging species has displayed a sequential pattern of expansion and depletion as the fishery expanded into new fishing grounds further and further away from the central markets.

Pupping grounds are probably more widespread across the fishery than originally understood and pregnant females may exhibit philopatry returning to natal pupping grounds. Thus while mixing as sub-adults and adults on feeding grounds at the shelf-edge and beyond, the stocks may remain structured because females return to natal pupping grounds. As suggested by Gary Sharpe (unpublished) school shark stocks are probably structured by processes that include “a long, slow interchange of breeding adults across the entire habitat that precludes isolation yet does not overwhelm the local or regional uniqueness.”

The fishery has apparently sustained itself by expanding unsustainably into new territory with relative lightly fished stocks. Leaving behind heavily exploited areas with few endogenous local stocks remaining but which continue to receive ongoing base line recruitment through the immigration of mobile feeding sharks from other areas.

Following the decline of the school shark fishery in each area the fishery eventually settles onto less profitable but evidently sustainable gummy shark fishery.

### *Gummy Shark*

By contrast to school shark, the gummy shark is relatively sedentary and demersal. It is relatively unspecialized in its utilization of the habitat. The accounts of fishers in Bass Strait and some data suggest there maybe specific mating grounds. But there are apparently no specialized pupping grounds, newly birthed pups are found throughout the 0-150 m depth band of the continental shelf they inhabit. There is a small fishery for gummy shark in the bays and estuaries but approximately 90% of the catch comes from aggregations of sub-adults and maturing animals in 25-50 m.

As noted by Stevens *et al.* (1997) and Walker (1998) gummy shark have are naturally more productive than school shark. Gummy shark have a higher rate of natural mortality ( $M = 0.188$ ) implying a longevity of around 16 years. Breeding begins between 4-8 year of age and adult fecundity is 20-50 pups each 1-2 years. So it is not highly surprising that the fishery for this species has been more robust than for school shark. Currently it is assessed to be relatively lightly fished (Punt *et al.*, 2001).

A notable dynamic of this fishery is the stability of catches over a wide range of effort levels since the mid-1980s (Fig. 1). As fishing effort first expanded and then contracted under pro-active management, catch rates, which halved from 1970 to 1985 have been substantially rebuilt by 2000 (Fig. 2b). Viewed from a different perspective the data from just the state of Victoria show the amazing stability of catch over time and three-fold range of effort levels (Fig. 3a) making catch-rate principally a function of effort (Fig. 3b).

Assessment models have trouble explaining why catches do not increase at higher effort levels. This dynamic is currently modeled as increasing gear competition at high effort levels, although even with this model catches should be more responsive to effort than is actually observed.

As modeled by Walker (1998) the robust nature of this fishery is largely due to density dependent factors, which are assumed to impact rates of natural mortality through most of its life span. "As biomass reduces to about 50% of the initial biomass, the number of births falls proportionately to the number of breeding animals in the population while the number of 2-year-old recruits remains relatively constant. Hence, increased survival of the 0-2 year-old animals offsets the reduced number of births."

### *Gauntlet Fishery*

Prince (1992) drew attention to the uniform size distribution of the catch and proposed that the behaviour of gummy shark affected availability of the stock to fishing creating a "gauntlet fishery" which principally fishes 2-4 sub-adult and maturing year-classes. Stevens *et al.* (1997) emphasized the effect of mesh selectivity on the catch; noting that the relatively small mesh size used in this fishery combined with the blunt head of the gummy shark results in the increased escapement of the more fecund larger animals.

But there are grounds for believing that additional factors make the adult stock of this species relatively invulnerable to fishing pressure. Punt (2000) used data collected from surveys in 1986/7 and 1998 to address the question of "whether length frequency distributions for gummy shark from "aggregated" shots are tighter than those from "background" shots and to assess the availability function for gummy sharks in "aggregation" relative to those in the "background scatter". The results support the hypothesis that high catch rate ("aggregated") shots lead to tighter length-frequency distributions. The availability function based on the survey data shows a similar pattern to that derived from the assessment although the latter is tighter."

Punt *et al.* (2001) concludes that availability and selectivity play a role in maintaining the population under exploitation. "The result that the population is estimated to be currently more than 70% of its virgin size is a direct consequence of the estimated availability and selectivity patterns. These imply that only a relatively small fraction of the population is vulnerable to the fishery at any one time. The selectivity patterns [used in the assessment model] are based on experimental results (e.g. Kirkwood and Walker, 1986), while the parameters that determine availability as a function of length are estimated as part of the model-fitting procedure. Independent analysis of survey data for gummy shark (Punt, 2000) also indicated that availability should not be assumed to be uniform."

Based on personal observation of commercial fishing, the cursory examination of stomach contents in the commercial catch, interviews with experienced fishers, and analysis of the fisheries dynamics, it can be hypothesized that gummy shark become available at commercial catch rates in certain areas, when sub-adult and maturing shark feed benthopelagically on swarms of pelagically feeding prey. While the species is widely distributed along the continental shelf the fishery concentrates on the same relatively small areas, approximately 60% of the catch comes from just 12% of the area inhabited by the stock. While fishers search for commercial catch rates the size structure of the catch is such as would be expected from the documented selectivity of the gill nets being used. However when the high catch rates are found and commercial catch rates are achieved the size structure changes and is more restricted than predicted by mesh selectivity alone. The enhanced catchability at these times probably results from the younger and more agile sharks swimming energetically off the bottom to chase squid, paddle crabs and mantid shrimp, before coasting back towards the bottom. It is probably this energetic lifting off and returning to the bottom that temporarily increases their catchability in bottom set gillnets to commercial levels.

Whatever the underlying causes of this dynamic the effect in the fishery is to concentrate fishing pressure on a relatively few sub-adult age-classes. Outside of the bays and inlets the gummy shark breeding stock is hardly fished because densities are so low that fishing for them is uneconomic. In effect the species grows through a gauntlet of fishing and upon gaining maturity is relatively protected from fishing.

Simpfendorfer (1999) has described a similar dynamic in the dusky whaler fishery off southwestern Australia. The dusky whaler, *Carcharhinus obscurus* (Lesueur, 1818), is a widely distributed large aggressive pelagically feeding species with a typical elasmobranch life history. Off southwestern Australia, regulated mesh size of gillnets ensures the fishery principally captures neonates (age 0) with some juveniles (1-4 years old). Historically fishing mortality on adults has been zero. Simpfendorfer (1999) concludes that, "one possible strategy for the sustainable exploitation of long-lived, late-maturing, slow-growing, slow-reproducing marine species is to target exploitation at the youngest age-classes."

The notion that concentrating fishing on pups and sub-adults can promote sustainability is in many ways counter-intuitive. This sentiment is embodied in a comment passed by Gary Sharpe (unpublished); "the suggestion that the fishery be targeted at younger age-classes flies in the face of everything we have learned about slow growing, small litter-size animals. You must target the least productive sectors, when they are not involved in procreation, not rapidly growing, next generations, or they will fail to generate a next generation."

### *Testing Hypotheses*

The interest in this study is to demonstrate and describe the "gauntlet effect" which evidently has played some role in making these stocks robust under exploitation. Of particular interest is the magnitude of the "gauntlet effect" in relation to density-dependent effects. Using a modeling based approach stocks of gummy and school shark with their differing levels of productivity have been exploited with the alternative fishing regimes so that the affect of the gauntlet style of fishery and the effect of differing productivity levels can be compared.

## **Methods**

### *Description of the Analysis*

In this analysis the fishery dynamics of school and gummy shark are modeled as examples of low and high productivity species respectively. These species two species have been used to:

- Compare the effect of a range of fishing mortalities (F) under either gauntlet fishing or fishing the entire >2+ population, and
- Explore the relative effect of differing rates of natural productivity.

### *Description of the Model*

The model framework has been implemented in a simple Excel framework; it is an age-structured model which works entirely in numbers of individuals within each year-class and year.

The parameters assumed are those used by SharkFAG in its most recent assessments of the fishery. For school shark they follow those used as the base case by Punt and Walker (1998) and for gummy shark they have been drawn from the base case analysis by Punt *et al.* (2001).

For both species the number of individuals of any age  $>2$  is the number of animals the year before, times survival from natural mortality times survival from fishing:

$$N_{a,t} = N_{a-1,t-1}s(1 - M_{t-1})s(1 - F_{t-1})$$

Natural mortality of the gummy shark is assumed to be 0.188, and for school shark 0.10. A range exploitation pressures were modeled for both species.

### Gummy Shark Recruitment

Recruitment to the 0+ age-class of any year was based on the number of adults in the previous year half of which were assumed to be female 0.606 of which are expected to breeding in any year.

The relationship between female body length and number of pups:

$$P_a = e^{(a+b)}$$

where  $a$  and  $b$  are -1.852 and 0.0032 respectively, has been used together with an age-length key derived from the von Bertalanffy curve described by the parameters:

$$\begin{aligned} L_{\infty} &= 2019 \text{ mm} \\ k &= 0.123 \\ t_0 &= -1.55 \end{aligned}$$

Was used to derive the number of pups produced by pupping female of each age-class up to age 30 (Table 1).

### School Shark Recruitment

Recruitment to the 0+ age-class of any year was based on the number of adults in the previous year, 0.5 of which were assumed to be female, and 0.333 of which are expected to breeding in any year.

The relationship between female body length (up to 1400 mm) and number of pups

$$P_a = a + b L_a$$

where  $a$  and  $b$  are -42.93 and 0.0468, respectively, has been used together with an age-length key derived from the von Bertalanffy curve described by the parameters:

$$\begin{aligned} L_{\infty} &= 1618.3 \text{ mm} \\ k &= 0.16 \\ t_0 &= -1.28 \end{aligned}$$

Have been used to derive the number of pups produced by pupping female of each age-class (Table 2). Punt and Walker (1998) also incorporate a decline in proportion pupping at smaller sizes. For ease of programming this has not been followed here.

## Density Dependence

Density dependence is assumed to work on the 0+ and 1+ year-classes with their natural mortality being proportional to the size of >2+ population in the previous year relative to an assumed carrying capacity  $D_0 = 100,000$  individuals.

$$S_{0-1} = 1 - D_t/D_0$$

## **Results**

### The Gauntlet Effect

Figure 4a and b show modeled population trajectories for school shark over a range of constant exploitation rates. Figure 4a assumes fishing is applied over all age-classes >2y.o. while Fig. 4b assumes a gauntlet fishery only fishes 4-6 y.o. animals. Figure 5a and b show the equivalent modeled trajectories for the gummy shark population.

The primary result of this modeling exercise is to clearly demonstrate that for both species the gauntlet fishery is far more robust to fishing, sustaining double the fishing mortality (F) of the fishing all >2y.o. shark.

Not as immediately obvious from these figures is the different time span over which declines occur. When the long-lived school shark breeding stock is directly targeted population declines as large as 50% occurred within 5-15 years of fishing (Fig. 4a). In contrast Fishing Mortality of twice the intensity in the gauntlet fishery causes declines of that magnitude over 15-40 years of fishing (Fig. 4b). A similar although less pronounced effect is observed for gummy shark (Fig. 5a and b). It is not until the supply of maturing animals is cut off by fishing and natural mortality kills of the breeding biomass that recruitment starts to decline. Thus stock declines in gauntlet fisheries occur over extended periods of time.

Obviously the robustness of the gauntlet fishery is due to the relative inefficiency of the fishing technique. The gauntlet fishery basically makes the older breeding stock invulnerable to fishing. It has not been modeled here but the obverse of this effect is that catch rates from the gauntlet fishery will be lower for each level of exploitation. This is borne out in reality as historically in the SSF school shark fishermen searched 1,000 kg/day, while gummy shark fishermen searched for 400 kg/day.

The difference between school shark and gummy shark is of interest. Note that the gauntlet effect is actually less pronounced for gummy shark than for school shark. In the school shark population where all >2+ age-classes are fished with  $F=0.35$  the population declines to under 10,000 individuals by the 16<sup>th</sup> year of the simulation (Fig. 4a). By comparison with  $F=0.7$  the gauntlet fishery for school shark does not decline to this level until the 47<sup>th</sup> year of the simulation (Fig. 4b). The comparison for gummy shark is the 18<sup>th</sup> year (Fig. 5a) and 25<sup>th</sup> year respectively (Fig. 5b). Thus the least productive species benefits most from the gauntlet style of the fishery.

The question that then follows is what aspect of natural productivity is it that creates this effect? School shark have lower levels of mortality, fecundity and growth, which of these contribute most to this effect. This was tested by repeating the scenarios with the school shark model using the natural mortality rate of gummy shark ( $M = 0.188$ ), and with the gummy shark model using natural mortality rate of school shark ( $M = 0.1$ ).

The result of these simulations are that the school shark population with  $M=0.188$  and with all >2+ age-classes fished with  $F = 0.35$  declines to under 10,000 individuals after the 11<sup>th</sup> year (Fig. 6a) while the equivalent gauntlet style fishery with  $F = 0.7$  declines to this level after the 21<sup>st</sup> year (Fig. 6b). In contrast the gummy shark population with  $M = 0.1$  with all >2+ year-classes fished with  $F = 0.35$  does not decline to under 10,000 individuals until the 46<sup>th</sup> year (Fig. 7a). While the equivalent gauntlet style fishery (Fig. 7b) fished with  $F = 0.7$  does not decline under 10,000 individuals during the 120-year long scenario. This increased robustness under exploitation observed with both styles of fishing is attributable to the increase in potential pup production that results from applying a lower rate of natural mortality to the higher fecundity of gummy shark. Recall that school shark fecundity reaches a maximum of 28 pups per litter around 16 years of age, while gummy shark fecundity is assumed to increase with age to a maximum of 88 pups per litter after 30 years of age. With  $M = 0.188$  just 0.3% of the >2+ gummy shark population

survives to reach peak productivity, however with  $M = 0.1$  this proportion increases to 0.44% a large increase when the high fecundity assumed for these older animals in these scenarios is taken into account. Thus in these simulations we see the rate of natural mortality interacting with age-fecundity ogive to increase the potential pup production of the population under both types of fisheries.

To re-establish some level of equivalence extra scenarios involving higher fishing mortalities ( $F=0.8$ ) were added to this model. In these scenarios the gummy shark population with  $M = 0.1$ , declined to under 10,000 individuals after the 19<sup>th</sup> year when all  $>2+$  age-classes were fished with  $F = 0.4$  (Fig. 7a), but did not decline to this level until the 49<sup>th</sup> year under the gauntlet fishery with  $F = 0.8$  (Fig. 7b).

Looking back across the various models we see that the two most robust scenarios (Fig. 4b and 7b) involve the lower rate of natural mortality. Thus we can conclude that the effect of the gauntlet style fishery confers most advantage on species with lower rates of natural mortality. With higher rates of natural mortality the gauntlet effect is diminished because the breeding stock protected from fishing is eroded away more rapidly by the higher rate of natural mortality.

### Concluding Discussion

This analysis strongly supports the counter-intuitive conclusion of Simpfendorfer (1999) that, “a possible strategy for the sustainable exploitation of long-lived, late-maturing, slow-growing, slow-reproducing marine species is to target exploitation at the youngest age-classes.”

This finding in no way contradicts the general realization that elasmobranch fisheries in general are extremely susceptible to overfishing. Rather the conclusion of this work is that a small sub-set of shark fisheries are robust to fishing pressure. As the difficulty of sustaining elasmobranch populations in the face of even low levels of fishing is increasingly realized, the global need for rapid assessment of these populations will become paramount. Shark fisheries are very important for some artisanal fishers and the task of assessing and managing shark fisheries should not be made more difficult by blindly assuming all shark fisheries are extremely vulnerable to over exploitation. It is important to recognize and make allowances for what is obviously a small sub-set of robust shark fisheries.

In the process of rapid assessment this small subset of robust shark fisheries may be recognized by the following characteristics:

- The fishery only targets several year-classes of pups, juveniles and sub-adults.
- The long-lived adults remain unfished.
- Over generations of the exploited species catches remain stable over wide ranges of fishing pressure.

Shark fisheries with these characteristics may well prove to be sustainable and management attention should not immediately focus upon dosing them. Instead management attention should focus on ensuring habitat of all age-classes are preserved and that fisheries do not develop which inflict mortality upon the adults.

Of course the further implication of these results is that where there is an interest in managing a shark fishery towards sustainability the first step to be recommended *a priori* is modifying fishing techniques so that long lived adults are protected. As discussed by Simpfendorfer (1999) “the implementation of a fishing strategy that targets the youngest age-classes is reliant on being able to catch only the desired age-classes. Two strategies can be used to achieve this.

1. The first of these is to use size-selective fishing gear. Gill nets in particular are strongly size-selective and can be used to target a restricted number of age-classes.
2. The second strategy of targeting the youngest age-classes is to fish in areas where only the desired age-classes occur. Since many species utilize distinct nursery areas, these represent an ideal location of age-specific fishing provided that the adults are not taken.”

The obverse of this finding is the widely recognized fact that even low levels of fishing mortality over a wide range of ages make this management strategy unsustainable. In the case of the Western Australian dusky whaler fishery increasing fishing pressure on adults from the increased use of baited hooks hanging of pot-ropes in the overlapping

lobster fishery and a growing tuna and billfish long-line fleet are giving rise to concerns about the sustainability of this resource (Simpfendorfer, 1999). This should further focus attention on the damaging impact of activities that result in even low levels of on-going mortality on adult sharks such as by-catch, finning, sport fishing and beach protection programs.

### Acknowledgements

My thanks go to Terry Walker and Russell Hudson of the Marine and Feshwater Research Institute, Victoria, Australia and to Rory McAuley of the W.A. Marine Research Laboratory, Australia for their generous support of this work.

### References

- Blaber, S.J.M. and Bulman, C.M., (1987). Diets of fishes of the upper continental slope of eastern Tasmania: content, calorific values, dietary overlap and trophic relationships. *Marine Biology*, **95**: 345-356.
- Holden, M.J. 1973. Are long-term sustainable fisheries for elasmobranchs possible? In 'Fish stocks and recruitment'. (Ed B.B. Parish). *Rapports et Proces-Verbaux des Reunions Conseil International pour l'Exploration de la Mer*. **164**, 360-67.
- Kirkwood, G.P. and Walker, T.E. 1986. Gill net mesh selectivities for gummy shark, *Mustelus antarcticus* Gunther, taken in south-eastern Australian waters. *Aust. J. Mar. Freshw. Res.* **37**, 689-697.
- Olsen, A.M. 1954. The biology, migration, and growth rate of the school shark, *Galeorhinus australis* (Macleay) (Carcharhinidae) in south-eastern Australian waters. *Aust. J. Mar. Freshw. Res.* **5**, 353-410.
- Olsen, A.M. 1959. The status of the school shark fishery in south-eastern Australian waters. *Aust. J. Mar. Freshw. Res.* **10**, 150-76.
- Olsen, A.M. 1990. School shark tagging program 1947-1956. *safish* **15(1)**, 5-8.
- Prince, J.D. 1992. Stock assessment and fisheries management in the southern shark fishery: an independent perspective. SharkFAG Document SharkFAG/99/D17. 23 pp. (Australian Fisheries Management Authority: Canberra.)
- Punt, A.E. 2000. Do survey data for gummy shark (*Mustelus antarcticus*) provide evidence for non-uniform availability? *SharkFAG Document SharkFAG/00/D10*.
- Punt, A.E. and Walker, T.I. 1998. Stock assessment and risk analysis for the school shark (*Galeorhinus galeus*) off southern Australia. *Mar. Freshwater Res.* **49**, 719-31.
- Punt, A.E., Pribac, F. Walker, T.I., Taylor, B.L. and Prince, J.D. 2000. Stock assessment of school shark, *Galeorhinus galeus*, based on a spatially explicit population dynamics model. *Mar. Freshwater Res.* **51**, 205-20.
- Punt, A.E., Pribac, F. Walker, T.I. and Taylor, B.L. 2001. Population modelling and harvest strategy evaluation for school and gummy shark. Final Report for Fisheries Research and Development Corporation Project 99/102. CSIRO Marine Research.
- Sharp G.D. (unpubl.) Review of the Ward and Gardener genetic studies on school sharks, and their impacts on the school shark stock assessments provided as background for this interpretation. Unpublished Report First Circulated 1999. G.D. Sharpe Center for Climate/Ocean Resources Study PO Box 2223, Monterey, California, 93940 USA.
- Simpfendorfer, C.A. 1999. Demographic analysis of the dusky shark fishery in southwestern Australia. *American Fisheries Society Symposium*, **23**:149-160.



Stevens, J.D., Walker, T.I. and Simpfendorfer, C.A. 1997. Are southern Australian shark fisheries sustainable? In 'Developing and Sustaining World Fisheries Resources: The State of Science and Management. Second World Fisheries Congress'. 28 July-2 August 1996, Brisbane. (Eds D.A. Hancock, D.C. Smith, A. Grant and J.P. Beumer.) pp. 62-6. (CSIRO Publishing: Melbourne.)

Walker, T.I. 1998. Can shark resources be harvested sustainably? A question revisited with a review of shark fisheries. *Marine and Freshwater Research* **49**, 553-72.

Table 1. Gummy shark age keys for length and number of pups per litter.

Age	Length	Pups
1	544	0
2	714	0
3	865	0
4	999	4
5	1,117	6
6	1,221	8
7	1,314	11
8	1,395	14
9	1,467	17
10	1,531	21
11	1,588	25
12	1,638	30
13	1,682	34
14	1,721	39
15	1,755	43
16	1,786	48
17	1,813	52
18	1,837	56
19	1,858	60
20	1,876	64
21	1,893	67
22	1,908	70
23	1,920	73
24	1,932	76
25	1,942	78
26	1,951	81
27	1,959	83
28	1,966	85
29	1,972	86
30	1,977	88

Table 2. School shark age keys for length and number of pups per litter.

Age	Length	Pups
1	495	0
2	661	0
3	802	0
4	923	0
5	1,026	5
6	1,113	9
7	1,188	13
8	1,252	16
9	1,306	18
10	1,352	20
11	1,391	22
12	1,425	24
13	1,454	25
14	1,478	25
15	1,499	25
16	1,516	25
17	1,531	25
18	1,544	25
19	1,555	25
20	1,565	25

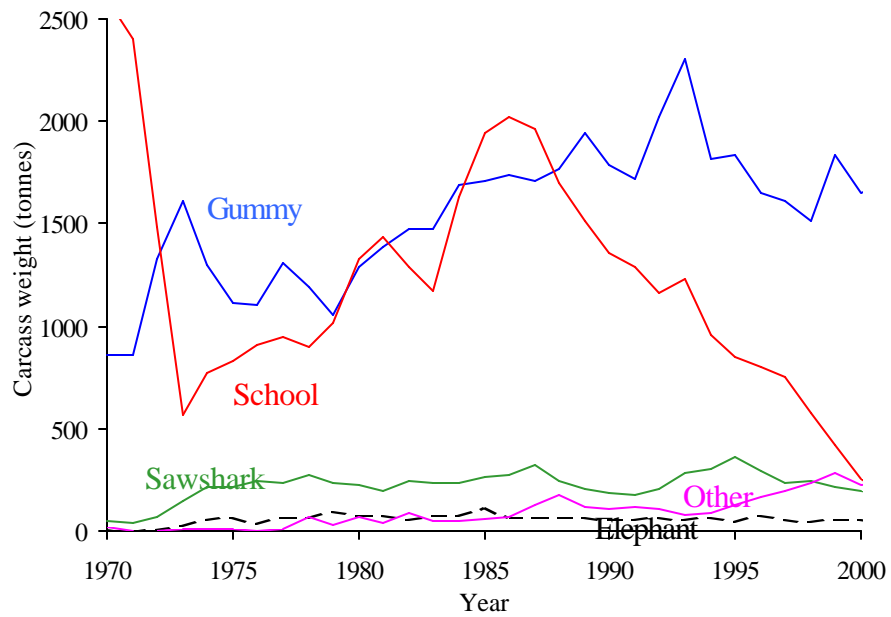


Fig. 1: SSF Production of school and gummy shark.

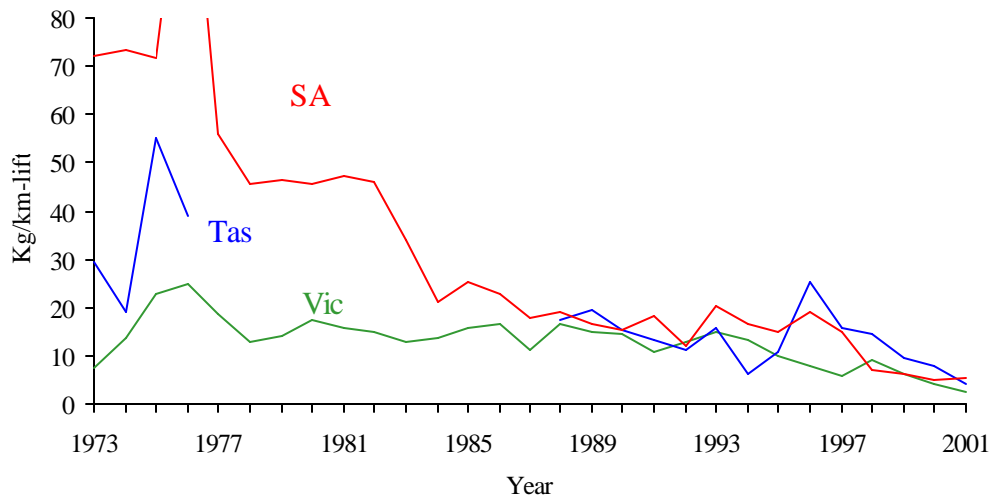


Fig. 2a: SSF Catch rates of school shark by state during 1973-2001.

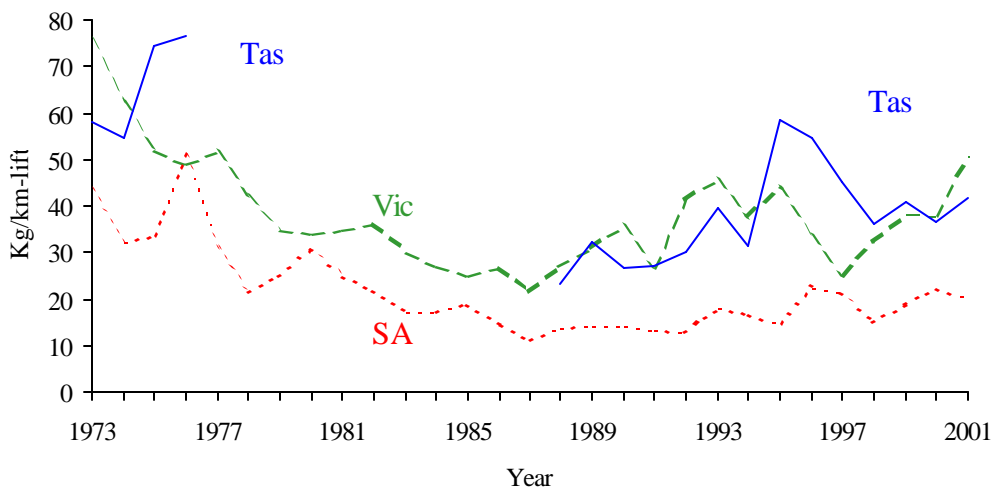


Fig. 2b: SSF Catch rates of gummy shark CPUE by State during 1973-2001.

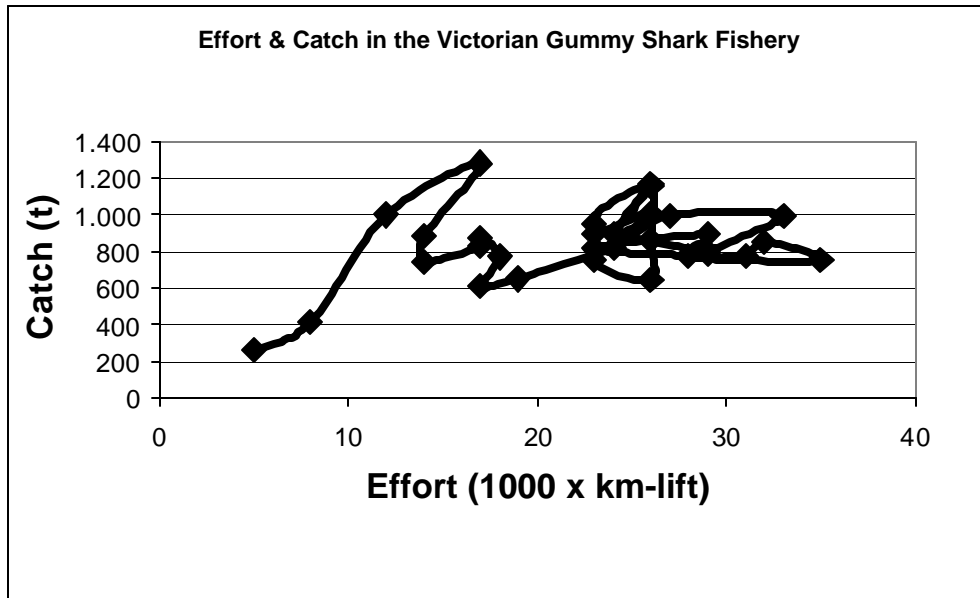


Fig. 3a. Victorian catch and effort statistics 1970-2001 - Catch vs Effort.

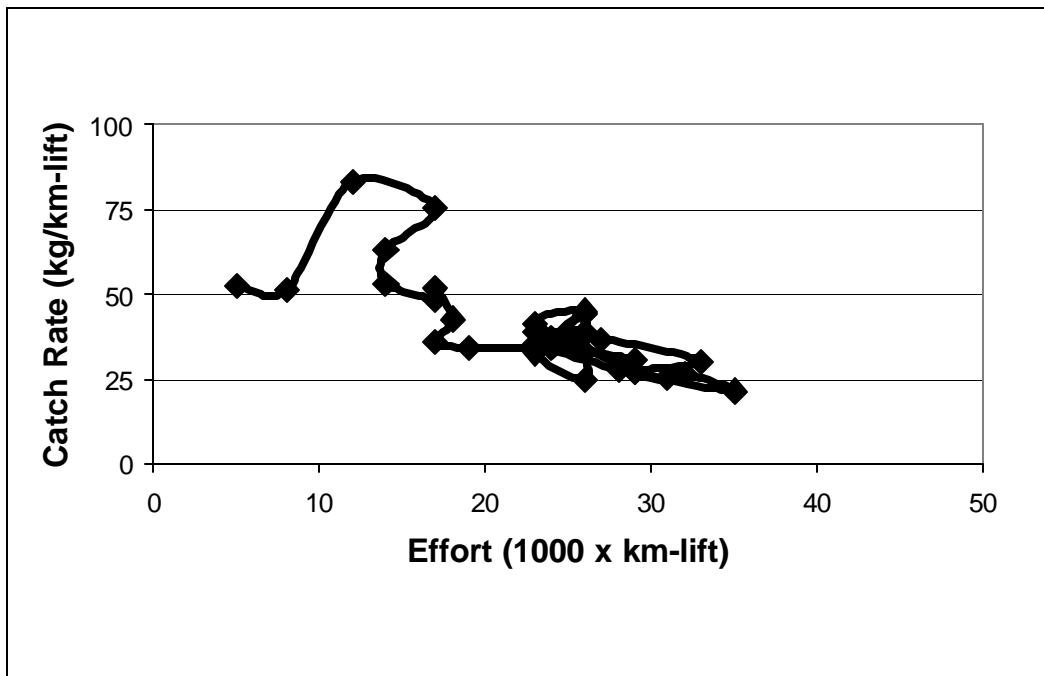


Fig. 3b. Victorian catch and effort statistics 1970-2001 - Catch rate vs Effort.

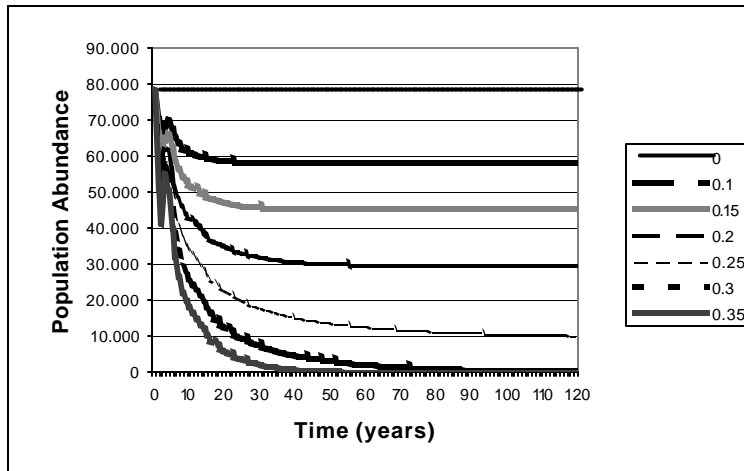


Fig. 4a. Modelled dynamics of a school shark stock with all >2+ age-classes fished with a range of exploitation rates ( $F=0-0.35$ ).

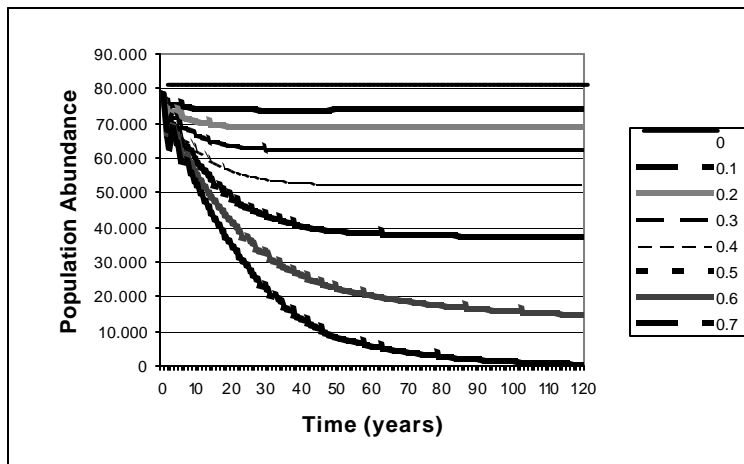


Fig. 4b. Modelled dynamics of a school shark stock with a gauntlet style of fishery fishing the 4-6+ age-classes with a range of exploitation rates ( $F=0-0.70$ ).

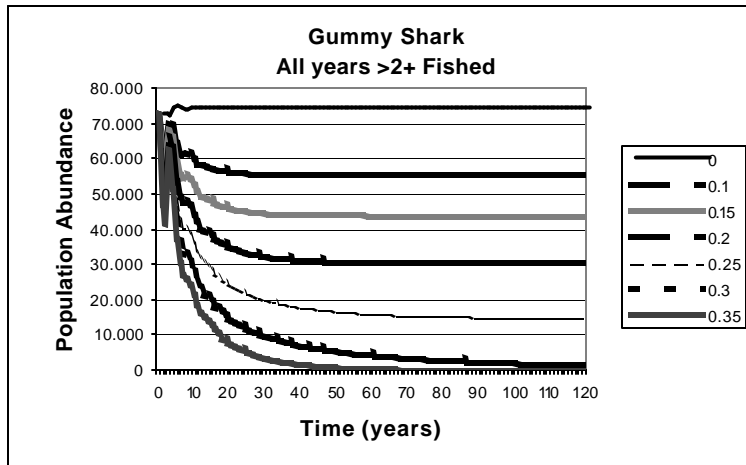


Fig. 5a. Modelled dynamics of a gummy shark stock with all  $>2+$  age-classes fished with a range of exploitation rates ( $F=0-0.35$ ).

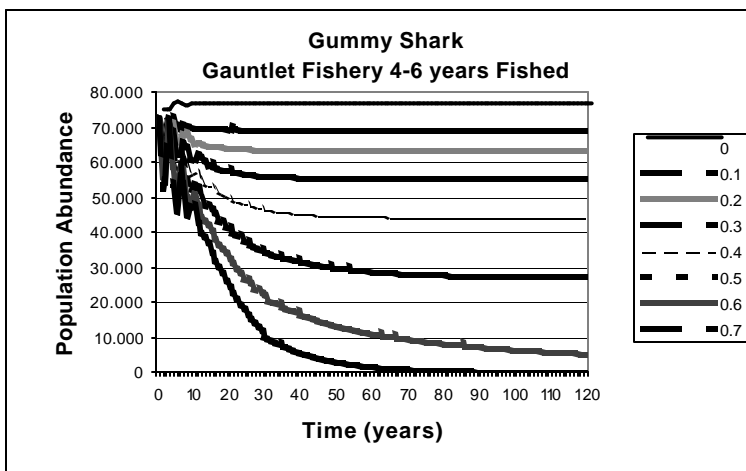


Fig. 5b. Modelled dynamics of a gummy shark stock and a gauntlet style of fishery fishing the 4-6+ age-classes with a range of exploitation rates ( $F=0-0.70$ ).

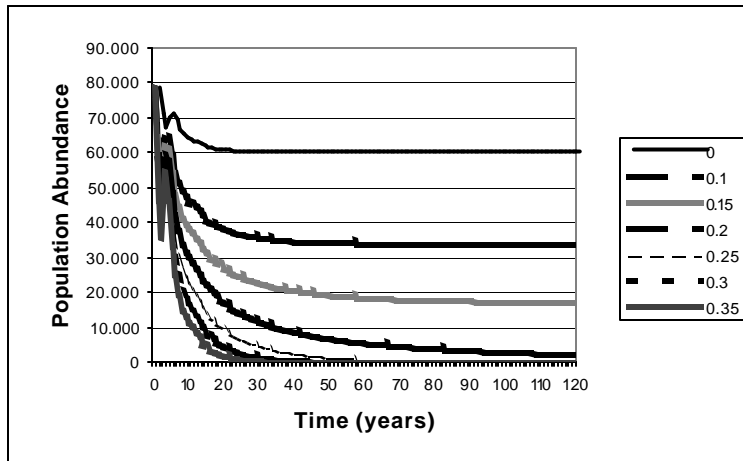


Fig. 6a. Modelled dynamics of a school shark stock with a gummy shark rate of natural mortality ( $M=0.18$ ) with all  $>2+$  age-classes fished with a range of exploitation rates ( $F=0-0.35$ ).

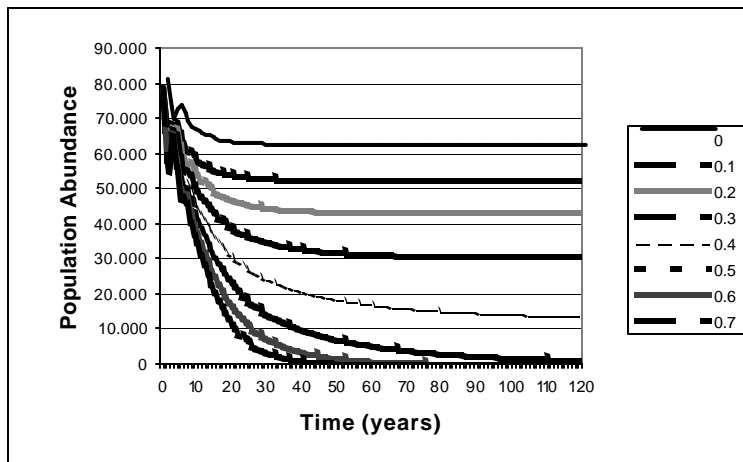


Fig. 6b. Modelled dynamics of a school shark stock with a gummy shark rate of natural mortality ( $M=0.18$ ) and a gauntlet style of fishery fishing the 4-6+ age-classes with a range of exploitation rates ( $F=0-0.70$ ).

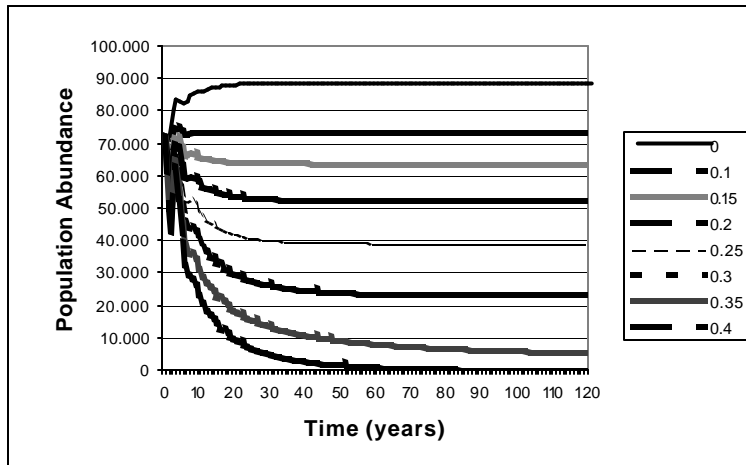


Fig. 7a. Modelled dynamics of a gummy shark stock with a school shark rate of natural mortality ( $M=0.10$ ) with all  $>2+$  age-classes fished with a range of exploitation rates ( $F=0-0.35$ ).

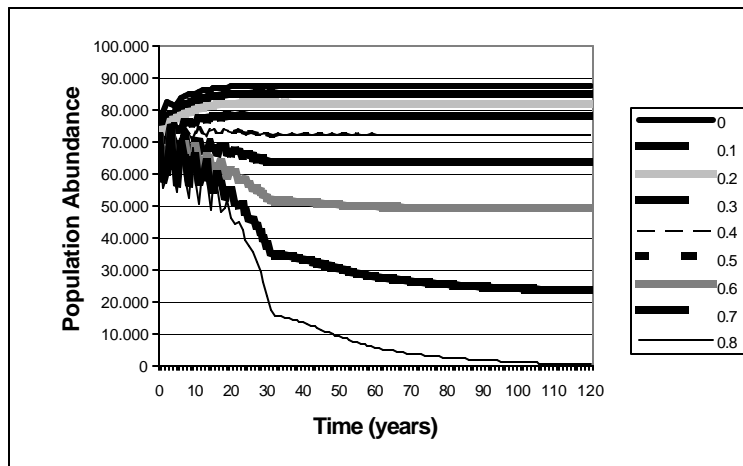


Fig. 7b. Modelled dynamics of a gummy shark stock with a school shark rate of natural mortality ( $M=0.10$ ) and a gauntlet style of fishery fishing the 4-6+ age-classes with a range of exploitation rates ( $F=0-0.80$ ).